

# the *Lens Paper*

---

*The North County Photographic Society...Inspired by Photography,  
Powered by Volunteers!*

---

JUNE 2007

PLEASE SEE BACK PAGE FOR MEETING SCHEDULE

## **JUNE PROGRAM** (June 27, 2007)

### **Roy Taft Returns – The Bears of Katmai**



**Note from the Programs Director:** Because I think we can all agree he has been one of our most outstanding speakers, I am happy to announce that Roy Toft will be returning as our June presenter. He last entertained us (in August of 2006) with fantastic images from his many Costa Rica trips, educating us not only with great photographic techniques but also about the incredible natural elements of this region. This time, we'll be practically on the other end of the continent with him, in Alaska! So come see some fantastic imagery and hear one of our most dynamic speakers share how he gets his exceptional photographs under challenging conditions (Have you ever tried bear photography in AK?? I have! Weather, water, high contrast, monochromatic elements,... But do you notice those things when you look at his photos?! No!)

**From Roy Toft:** Whenever I'm in Alaska (which is every summer), I'm struck by its immensity and vastness. With this presentation, I will recount my annual journey to view Bears in Alaska, from Pack Creek on Admiralty Island in Southeast Alaska, to the famous Denali and Katmai

National Parks. A single trip can take the photographer from the lush Temperate Rainforest in the southeast to the sparse treeless Tundra of central Denali National Park, and then on to witness the "spectacle of Brown Bears" in Katmai National Park. To conclude my Alaskan journey each year, I lead a group of photographers through my annual "Camping with Bears" workshop at Brooks Falls. Brooks Falls is one of two places in Katmai National Park (along with McNeil River) that are best known for its fishing bears. Last year, at one point we could see 25 different bears at one time! As always, our days are filled with photographing, watching, encountering, experiencing, and appreciating these amazing giants. Trips like this always remind me how lucky I am to be a wildlife photographer, and how amazingly diverse our planet is. I am also reminded how fragile the world's wild places are, and how we all need to remain vigilant in our advocacy for their protection.



**About Roy Toft:** Dedicated to documenting our natural world for future generations, professional photographer Roy Toft is an accomplished conservation photographer. With a background in wildlife and conservation biology, Toft chooses to focus solely on wild images that convey a sense of the animal's character and spirit. His images have



been featured in *National Geographic*, *Smithsonian*, *Audubon*, *Wildlife Conservation*, *Discover* magazines and other notable publications to advance conservation

efforts globally. As a result, he has been named a founding fellow of the prestigious *International League of Conservation Photographers (ILCP)*. Toft's striking wildlife images are also available worldwide through the *National Geographic Image Collection* and *Getty Images*. Roy shares his love for teaching & photography by regularly instructing photographic classes, tour groups and workshops in the field. Roy's popular *Rainforests of Costa Rica workshop* was recently filmed for television. The show, *Fine Living Network's Fantasy Camp*, has appeared on T.V. and airline flights. His home office is in the scenic mountainous region of beautiful north county San Diego.

## **PRESIDENTS CORNER** by Stan John

By the time you read this, the San Diego Fair will have opened. NCPS members volunteered about 39 days of service to the International Photography Exhibition, Digital Arts, Journalism, and the Student Photography Exhibition. This breaks down to 8 days each for the two days of 'take-in', 10 days in support of the 'judging', and 4 days assisting with the return of images. For the Student Exhibition, we provided 9 judges. There were approximately 4100 images registered for the International Exhibit and all but about 500 were delivered on the two take-in days. This resulted in 3600 images being judged for the International, Digital Arts, and Journalism sections. Of these, 35% are hanging in the exhibition hall including 1120 in International Exhibition, 134 in Digital Arts, and 29 in Journalism. For the Student Exhibition 1850 image entered were judged, and are hanging.

The judging process for all the exhibitions is very similar, but the awarding of ribbons is quite different. In each exhibition two, or sometimes three, judges were assigned to each image class. While assistants, including NCPS members, held the images, one at a time, before the judges, each judge assigned a score to the image. The sums of the 2 or 3 judges' scores were then recorded on the image tag. For all but the Student contest, the score was also recorded in a logbook.

For the International, Digital Arts, and Journalism categories one 1<sup>st</sup>, 2<sup>nd</sup>, 3<sup>rd</sup>, and 4<sup>th</sup> prize ribbon was given to the top four of the highest scoring images in each class. Next all of the 1<sup>st</sup> place winners from all of the classes were set up on a table so that all of the judges could view them and vote for their choice for the 'Best of Show' ribbon. This method is called the American System.

For the Student Exhibition ribbons were awarded based on the total point score for each image in each class. For two judges the total could be between 0 and 10. Images receiving 9 or 10 points were awarded 1<sup>st</sup> prize ribbons. 7 – 8 points rec'd 2<sup>nd</sup>, 5 – 6 rec'd 3<sup>rd</sup>, 3 – 4 rec'd 4<sup>th</sup>, 1 – 2 rec'd Honorable Mention. Once this was done for each class, all of the 1<sup>st</sup> place images in a Division were set out on a table and all of the judges cast their vote for 'Best of Division'. This method is called the Danish System

Once again, NCPS members' participation in the San Diego County Fair contributed significantly to this event.

## **MEMBER SHARE** by Barbara Swanson

This month's membershare topic is "Emotional Response". Please bring up to two images to share.

Often the most effective photographs are those that evoke an emotional response in the viewer. Instead of the picture being just purely representational, it has a deeper meaning as well. Examples of an emotional response could be nostalgia, joy, serenity or loneliness. Think about how you could make a photograph that expresses one of these emotions. For nostalgia, maybe objects that were your grandmother but aren't commonly used today might be successful. Joy could be represented by a child's face when he or she sees something wonderful. A peaceful nature scene may represent serenity. Is it easier for you to find a scene and then photograph it to represent the emotion, or to think of an emotion and then try to go out and photograph it? Both ways can work if you try.

July will be another all-meeting member critique session. We will have two people leading the critique, and it will be very similar to the one we had earlier this year. Please email or bring two photos, and rank them as 1 and 2 in case we cannot get to all of the images. Any topics are allowed. Digital submissions are strongly encouraged so that everyone (even in the back) can clearly see the images. The complete details will be in the next newsletter.


**MEMBER PROFILE - James David Phenicie**  
Carlsbad, CA



Photography has always been a great part of my life – as a young boy in Indiana with a Brownie camera, I dreamed of becoming a photographer.

I was drawn to the visual arts growing up. I was inspired by watching my father apply his artistic skills to his paintings, drawings and sculptures. But for me it was the art of photography that captured my imagination. Oh sure, I had youthful fantasies of being a policeman, or fireman but I also wanted to be a photographer. My father encouraged my dream by clearing a small space in his work shop for a dark room. But I longed to travel the world to photograph images like I saw in *Life*, *Look*, and *The National Geographic*.

When I was drafted, I told the recruiter I wanted to go to the Army photography school, but they had other plans: instead, I became a helicopter pilot and was sent to Vietnam (with my trusty Nikkormat). While engaged in combat sorties I took hundreds of images documenting my adventure. Since then, I have traveled in over 33 countries, lived in Bolivia and El Salvador, experiencing new cultures and developing an appreciation for that which we would consider different.



I once read the following quote: “Great dancers aren’t great because of their technique; they are great because of

their passion.” My profound passion for photography has led me to pursue my life-long dream of being a photographer. I love the liberty of wedding photography, the quietness of architectural photography, the creativity of fine art, the problem-solving of commercial and product imagery, and any thing else which provides a challenge. I opened a studio this year in Carlsbad and have been blessed with new work and opportunities.

My quest to better myself in my chosen field is never ending; always learning and striving to be the best is my goal. This year I was honored to win the Professional Photographer’s of California “Photographer of the Year” in Wedding-Photojournalism for my entry of a child “dance-out” at the end of a long day.

Follow your dreams with passion. In the end, it is all that matters.

[www.jamesdavidphotos.com](http://www.jamesdavidphotos.com)

[www.studio1-one.com](http://www.studio1-one.com)

**PHOTO SHOOTS** by Al Schlegel  
*June’s Photo Shoot – hosted by Sharon Anthony*

Bolsa Chica Ecological Reserve, Huntington Beach  
San Joaquin Wildlife Sanctuary, Irvine

**Date: Saturday, June 23, 2007**

**Time: 9 am – 3 pm**

**Meet: Park & Ride, I-5 (east side) and La Costa Ave. (north side), in Carlsbad**



*Photo by Sharon Anthony  
Black necked Stilt*

This will primarily be a bird Photo Shoot, but there are also plenty of landscape opportunities. We will meet at the Park & Ride at La Costa Ave in Carlsbad at 9 am and drive north to the San Joaquin Wildlife Sanctuary in Irvine (Thomas Guide 859, J7 phone (949) 261-7963.

Directions:

[www.seaandsageaudubon.org/birdinfoparksoc.htm](http://www.seaandsageaudubon.org/birdinfoparksoc.htm) . This will be our first stop, and is considered one of the best birding locations in Southern California. There are ponds which can be accessed by 10 miles of carefully graded trails. They have built boxes for the tree swallows at this time of year, and it is a lot of fun photographing the parents bringing insects to the chicks. Other species which we may see at this time are black-necked stilts, avocets, herons, egrets, terns and ducks.

We will stay approximately an hour or so, depending on what is there, and then drive up the I-405, taking the Warner exit to the Bolsa Chica Ecological Reserve (Thomas guide 857, D4) (714 840-1575, located at 3842 Warner Ave. in Huntington Beach, on the inland side of Pacific Coast Highway at the only signal between Seapoint Ave. and Warner in Huntington Beach. This is also considered one of the best birding locations in Southern California. They have recently undergone an extensive 100M renovation, building a new bridge and trail, and opened up a very large new space for the birds, which unfortunately is not for people. In the past, there has always been a good opportunity for close-up shots, and flight shots of Terns and Black Skimmers with fish. I will try to scout it out the week before so we will have a good idea of what species are there. Again, usually there are black-necked stilts, avocets, herons, egrets, ducks etc.

There are toilet facilities at both areas. You should bring a lunch, water, sunscreen, sun glasses, hat, and good walking shoes. On the way home, if there is an interest we could stop by the Upper Newport Bay Ecological Reserve which is on our way. There is a platform where a pair of Ospreys, built a nest and had two chicks last year, and I will find out if they returned this year.

I use a 300MM lens, with a 1.4 teleconverter. Just bring the longest lens that you have, and that you are comfortable with. In both places, there are opportunities to get fairly close. If you have any questions, please email me at [anthonyk33@aol.com](mailto:anthonyk33@aol.com) or phone me at (home) 760-632-8382, (cell) 760-828-7363.

**May's Photo Shoot – hosted by Al Schlegel**

Check out these images from the May Shoot held at “Free Flight” a bird sanctuary and hospital in Del Mar.



*Photos by Al Schlegel*



**NEW MEMBERS**

Welcome to our newest members!

June and Lance Pecchia - Encinitas  
Tom Peisch - Oceanside

**4<sup>th</sup> of JULY OUTING**

We have a new member, Nancy, who has coastal property in Oceanside and has graciously opened her home to us for photographing fireworks! She apparently has a great view of them from her front yard - or you can go down to the beach, just so many yards away. She will be having her own family and guests over as well, but she figures "the more, the merrier." The one catch, of course, is all the traffic!!! It's a bear to get in or out of that area on that day! But if you can dedicate about 6 hours to the event, it should be a good time! And NCPS will provide all the chow and drinks! So come celebrate our Independence, enjoy the photographic opportunities, and endure the overcrowding together with your fellow NCPS members!

You will need to:

- **RSVP by July 1st** to either Stan ([stan.john2@sbcglobal.net](mailto:stan.john2@sbcglobal.net), hm 760-942-3394), Nancy ([sunbeam01@att.net](mailto:sunbeam01@att.net), hm 760-722-5185, cell 760-994-8546), or Carrie ([ouraydog@cox.net](mailto:ouraydog@cox.net), hm 858-756-5231)
- **Meet at 5:00 pm in the parking lot of Long's Drugs** on the south east corner of I-5 and Oceanside Blvd. to meet up before going to Nancy's house. Getting into that area and actually finding parking is virtually impossible. Nancy is helping us out with this, and we should be able to make it work, but meeting first in the parking lot is a necessary requirement of the plan!

Nancy's address is 602 South Pacific Street. She is one block north of Wisconsin St and 5 blocks south of the pier. Her house is a two-story brown shingle building with two white Georgian columns in front. However, you most likely will not find parking, or will be taking up parking spaces that have been reserved for others, if you go on your own. So please follow the above directions and meet in the parking lot as specified!

- **Be prepared to stay** at Nancy's until about 11:00pm (as that's pretty much the earliest the traffic lets up enough to leave)
- **Bring** a towel or blanket to sit on at the beach, as well as a sweater or jacket, as it can get quite cool and damp in the evening.

### A Word from Bob Couey, our May Presenter: Making Money with Photos.

"This might be interesting to your members..."

Continuing on the theme of photos to enhance an article (or the other way around), check out June's San Diego Family Magazine (pages 48 through 51). A few months ago, I wrote the article, "Theme Park Photography" exclusive to San Diego Family. The article is fairly generic and doesn't specify any particular theme park but the photos are all SeaWorld. This was a method to obtain a SeaWorld hit but wrapped in a general article about photography.

The piece was very easy to write because it's what I know. "Write what you know," a proven writer once told me. Plus, I already had the photos. Doesn't get much simpler than that.

Unfortunately, I had to waive the fee I'd normally be paid because it's a SeaWorld article. Otherwise, considering the per page fee for this magazine, I could have realized \$100 total or more. Not bad for an afternoon's work. I could modify a few things, emphasize the kid aspect (kids taking pictures), change a few photos and resubmit to a national magazine. It would be an entirely new article and would constitute *first rights*. Not hard work at all and there are plenty of magazines for such a piece. Much more money from the big players."

**Thanks for the tips, Bob!!!**

## MEMBER SUBMISSIONS

**Solana Beach City Hall Gallery** hosts photographer **Paul L. Nyerges** in a solo show of his work entitled *Promise for Tomorrow*, a collection of images from the series *IRONICAL* and *Sleep's Firm Embrace*.



The show opens June 4<sup>th</sup> and runs until July 16<sup>th</sup>. An Artist Reception will be held Wed. June 13<sup>th</sup> from 5:30-7:30pm. Solana Beach City Hall Gallery is located at 635 South Highway 101 in Solana Beach. Hours are Mon-Thurs 7:30am - 5:30pm, every other Friday 8:00am - 5:00pm.

*"Apu Dreams"-from Sleep's Firm Embrace*  
Paul L. Nyerges


To view Paul's work visit [segreynstudios.com](http://segreynstudios.com).

**Gallery 21** will show **Abandoned Americana**, a photography exhibit by photographers Paul Sewell and Scott Hatlestad. The exhibit will run from July 25 to August 6, 2007 at Gallery 21 in the Spanish Village Art Center of Balboa Park in San Diego.

**An opening reception for Abandoned Americana will be held Saturday, July 28 5- 8:00pm.** The reception will include a meet and greet with the artists. Wine and light refreshments will be served.

For more information, please visit [www.abandonedamericana.com](http://www.abandonedamericana.com) or contact Paul Sewell at [paul@sewellstudio.com](mailto:paul@sewellstudio.com)

**Sharon Anthony and Lew Abulafia's show "Feathers and Fur" is at the Ordovery Gallery, Studio 172, 444 S. Cedros Ave, Solana Beach.** The work will be shown from June 20 - July 29, 2007. An Opening Reception is scheduled for Thursday, June 21, 6:8:30 pm. Call 858-720-1121 for details.



**Take advantage of all the terrific presentations on photography offered at the San Diego County Fair.**

Thursday and Friday nights, and all day on Saturday and Sunday, there are presentations related to all aspects of photography at the Fair. Check it out!

Our website <http://nc-photo.org/> has a link of the complete list. Thanks to Jan Thompson for forwarding this info!

**Week #2**

**Thursday, June 14th**

7:00 pm - Fred Greaves - Beat your digital camera into submission (2hours)

**Friday, June 15th**

7:00 pm - Shooting Color for Black and White Peter Gorwin

**Saturday, June 16th**

11:00 am - 12:50 "Digital Fine Art B&W techniques from file prep to final print on the Epson 3800, Larry Vogel Brings Ansel Adams Into the Digital Age" by Larry Vogel (2 hrs)

1:00 pm - Shadow/Highlight and Overlay Blending effects in Photoshop (1 1/2 hours) by Lee Varis (1 1/2 hours)

2:00 pm - Black & White Digital - Jim Respass

3:00 pm - 4:30 pm (1 1/2 Hours) - "Autostereoscopic Photography: Full color holography created using everyday equipment" by Josh Bodinet & Terje Norderhaug of Auticular 1 1/2 to 2 hour presentation

**6:00pm Artist's Reception**

**Sunday, June 17th**

11:00 am - One Hour-"How to Create Dramatic Photos Using Basic Photography Techniques." By Howard Lipin

12:00 noon - Digital print preparation basics (1 hour) by Lee Varis

1:00 pm-2:50pm - Advanced LAB techniques in Photoshop -(2 hours) by Lee Varis

3:00 pm - (1 1/2 Hours) - "Autostereoscopic Photography: Full color holography created using everyday equipment" by Josh Bodinet & Terje Norderhaug of Auticular 1 1/2 to 2 hour presentation

5:00 pm - Photoshop Retouching for Every Day by Peter Gorwin

6:00 pm - "Secret Treasure of Pirate Babes Photoshop Portraits"

7:00pm -"Advanced drawing and animation with PD Pro Digital Painter", by Philip Staiger (2 hour presentation)

**Week #3**

**Thursday, June 21th**

7:00 pm - Every Day Photoshop Retouching-Peter Gorwin

**Friday, June 22th**

7:00 pm - Shooting Color for Black and White by Peter Gorwin

**Saturday, June 23th**

11:00 am - "Digital Photo Printing" by Fred Zuill (HP)

12:00 noon - Starting a Website for Your Art or Photography - Erin Wishek

1:00 pm - "Digital Fine Art B&W techniques from file prep ot final print on the Epson 3800, Larry Vogel Brings Ansel Adams Into the Digital Age" by Larry Vogel (2 hours)

3:00 pm - 4:30 pm(1 1/2 Hours) - "Autostereoscopic Photography: Full color holography created using everyday equipment" by Josh Bodinet & Terje Norderhaug of Auticular 1 1/2 to 2 hour presentation

5:00 pm - Photoshop Retouching for Every Day by Peter Gorwin

6:00 pm -"Project Dogwaffle for 3D: digital painting with particle brushes for foliage effects for use in 3D landscapes and games" by Philip Staiger (1 hour)

7:00pm -9:00pm "3D Modeling in Modo" by Paul Hartsuyker and Jeff Rutan

**Sunday, June 24th**

11:00 am -"Create Dramatic Photos Using Basic Photography Techniques." By Howard Lipin

12:00 noon - "Advanced drawing and animation with PD Pro Digital Painter", by Philip Staiger (2 hour presentation)

1:00 pm - "Color Management" by Fred Zuill (HP)

2:00 pm - "Shooting for magazines, getting noticed by photo editors, where to start, shooting action photos" by Grant Brittain

3:00 pm - 4:30 pm(1 1/2 Hours) - "Autostereoscopic Photography: Full color holography created using everyday equipment" by Josh Bodinet & Terje Norderhaug of Auticular 1 1/2 to 2 hour presentation

5:00 pm - Photoshop Retouching for Every Day by Peter Gorwin

6:00 pm - "Digital Fine Art B&W techniques from file prep ot final print on the Epson 3800, Larry Vogel Brings Ansel Adams Into the Digital Age" by Larry Vogel (2 hrs)

7:00pm - "Secret Treasure of Pirate Babes Photoshop Portraits" by Tiger Lee

**Week #4**

**Thursday, June 28th**

7:00 pm - Fred Greaves- Beat your digital camera into submission (2hours)

**Friday, June 29th**

6:00 pm - Starting a Website for Your Art or Photography - Erin Wishek

7:00pm – Shooting Color for Black and White by Peter Gorwin

**Saturday, June 30th**

11:00 am - Fred Greaves- Beat your digital camera into submission (2hours)

12:00 noon - “Fun digital painting with PD Particles” by Philip Staiger (1 hour presentation with hands-on lab)

1:00 pm - Starting a Website for Your Art or Photography – Erin Wishek

2:00 pm – “Color Management” by Fred Zuill (HP)

3:00 pm -4:30 pm” Autostereoscopic Photography: Full color holography created using everyday equipment” by Josh Bodinet & Terje Norderhaug of Auticular 1 1/2 to 2 hour presentation(1 ½ Hours)

5:00 pm – Every Day Photoshop Retouching Peter Gorwin

6:00 pm – Photographic Composition by Fred Zuill

7:00pm – Fred Greaves -SD Fair Night Photography Shootout (2 hours)

**Sunday, July 1st**

11:00 am - “Create Dramatic Photos Using Basic Photography Techniques.” By Howard Lipin (1 hr)

12:00-1:50pm- “Digital Fine Art B&W techniques from file prep to final print on the Epson 3800”-Larry Vogel

2:00 pm – 3:30 pm - Digital Conceptual Painting in Photoshop by Ron Lemen

3:30pm – 5:00pm - Digital Painting from Life in Photoshop by Vanessa Lemen

5:00 pm - 6:30 pm(1 ½ Hours) - “Autostereoscopic Photography: Full color holography created using everyday equipment” by Josh Bodinet & Terje Norderhaug of Auticular 1 1/2 to 2 hour presentation

7:00pm – Photoshop Retouching for Every Day by Peter Gorwin

**Wednesday, July 4th**

11:00 am - “Advanced drawing and animation with PD Pro Digital Painter”, by Philip Staiger (2 hour presentation)

12:00 noon - “Project Dogwaffle for 3D: digital painting with particle brushes for foliage effects for use in 3D landscapes and games” by Philip Staiger (1 hour)

1:00 pm - Shooting Color for Black and White by Peter Gorwin

2:00 pm - “3D Modeling in Modo” by Paul Hartsuyker and Jeff Rutan

3:00 pm - 4:30 pm(1 ½ Hours) “Autostereoscopic Photography: Full color holography created using everyday equipment” by Josh Bodinet & Terje Norderhaug

5:00 pm – Every Day Photoshop Retouching Peter Gorwin

6:00 pm – “3D Modeling in Modo” by Paul Hartsuyker and Jeff Rutan

**SPONSORS**

The NCPS thanks the following Annual Photography Exhibition sponsors. Please show your appreciation by visiting them.

**GOLD LEVEL**

<p><b>Calumet San Diego</b> 830 West Valley Parkway Suite 330 Escondido, CA 92025 800-451-6650 www.calumetphoto.com</p>	<p><b>George’s Photo &amp; Video Exchange</b> 3837 30<sup>th</sup> Street San Diego, CA 92104 619-297-3544 www.georgescamera.com</p>
<p><b>Kurt’s Camera Repair</b> 7811 Mission Gorge Rd # P San Diego, CA 92120 (619) 286-1810 www.kurtscamerarepair.com</p>	<p><b>Modern Postcard</b> 1675 Faraday Ave Carlsbad, CA 92008 800-959-8365 www.modernpostcard.com</p>
<p><b>Nelson Photo</b> 1909 India Street San Diego, CA 92101 619-234-6621 www.nelsonphotosupplies.com</p>	<p><b>Oceanside Photo and Telescope</b> 918 Mission Ave Oceanside, CA 92054 760-722-3348 www.optcorp.com</p>
<p><b>Photo Art of Carlsbad</b> 2744 Carlsbad Blvd., Ste. 116 Carlsbad, CA 92008 760-729-1960 www.photoartofcarlsbad.com</p>	<p><b>Total Photo</b> 118 S. Solana Hills Dr Solana Beach, CA 92075 858-755-6311 www.totalphoto.net</p>

**SILVER LEVEL**

<p><b>Encinitas Photo Center</b> 967 S. Coast Highway 101 #107B Encinitas, CA 92024 760-436-0562 www.encinitas101.com/encinitasphoto.htm</p>	<p><b>Green Flash Photography</b> 4966 Lamont Street Pacific Beach, CA 92109 858-272-1926 www.greenflashphotography.com</p>
<p><b>Jim Cline Photo Tours</b> 11223-5 Carmel Creek Road San Diego, CA 92130 858-350-1314 www.jimcline.com</p>	<p><b>North Coast Photographic Services</b> 5451 Avenida Encinas, Suite D Carlsbad, CA 92008 760-931-6809 www.northcoastphoto.com</p>
<p><b>The Ordovery Gallery</b> Studio 172 444 S. Cedros Ave Solana Beach, CA 92075 858-720-1121 www.ordovergallery.com</p>	<p><b>PC Photo &amp; Imaging</b> 127 N. El Camino Real Encinitas, CA 92024 760-632-1790 www.pc-photo.net</p>
<p><b>Professional Photographic Repair</b> 7910 Raytheon Road San Diego, CA 92111 858-277-3700 www.procamerarepair.com</p>	<p><b>Michael Seewald Photo Workshops</b> 835 N. Vulcan Ave. Suite B Encinitas, CA 92024 760-633-1351 www.seewald.com</p>

**JUNE 2007 Meeting**

Wednesday, June 27, 2007

Quail Botanical Garden, Encinitas

Ecke Building Meeting Room

Enter Front Gate - **Exit Rear Gate**

Front Gate is Locked at 7:00 p.m.

**6:00 p.m. - Front Gate Opens**

**6:15 p.m. - Sign-in & Refreshments**

**6:30 p.m. - Announcements & Member Greeting**

**6:45 p.m. - Member Share**

**7:15 p.m. - Break & Refreshments**

**7:30 - 8:30 p.m. - Presentation**

**Donations: First-time guests free/returning guests \$3.00**


**TO REACH NCPS**

**Web Site: [www.nc-photo.org](http://www.nc-photo.org)**

**VOLUNTEER LEADERSHIP TEAM**

President	Stan John	To contact an individual Team Member go to our Web Site and click on CONTACTS and then on the person you wish to contact.
Vice Pres.	Barbara Swanson	
Treasurer	Nancy Jennings	
Secretary	Nancy Telford	
Gatekeeper	Ed Stalder	
Hospitality	Judi Works	
Mailbox	Jack Jennings	
Membership	Al Joseph	
Newsletter	Terri Spath	
Photo Shoots	Al Schlegel	
Programs	Carrie Barton	
Reception	Darlene Ashley	
Web Site	Fred Heinzmann	

**NOTE:** Please place NCPS in the Subject line of all correspondence.



**North  
County  
Photographic  
Society**

**PO Box 231881  
Encinitas, CA 92024-1881**