

March 2018



the Lens Paper



News and Events of the North County Photographic Society...Inspired by Photography, Powered by Volunteers!


Gene Wild & Lois Fong-Sakai SD Fair Competition Photos Critique Wednesday, March 28 @ 6:30 p.m.

Interested in entering the International Exhibition of Photography at the San Diego County Fair? Join us to learn everything you need to know to enter, what is new for 2018 and have your questions answered by the curator himself, Gene Wild and his assistant curator, Lois Fong-Sakai.

Gene and Lois will spend the first half hour discussing the categories, the regulations, the judging process and how to process and present your images to maximize your chances of being accepted through both rounds of judging.

The remainder of the meeting will be a critique session by Gene and Lois. You can get personal tips on how to make your image the best it can be, and grab the attention of the judges.

The image critique will be limited to 1 image per member. Please use the standard submission process for Member Share.



Gene Wild has spent 20+ years in retail sales and management, and twelve years as a Neurology/Neurosurgery nurse in Portland, OR. Co-owner of Skyline Photo, a photography and custom black and white printing company in South-

west Washington where he published print and online magazines including American Track and Field, Lighthouse Digest and Let'sRun.com.

He has been active in various aspects of the International Exhibition of Photography at the San Diego County Fair since 2007.

Follow his work at sandiegoimages.net. He can be reached at gwild@sdfair.com.



Lois Fong-Sakai is the Assistant Coordinator of the International Exhibition of Photography at the San Diego County Fair. She has been on staff for 6 years.

Lois has over thirty-five years of photography experience. She is co-owner of Jade Coast Photography, specializing in portrait, dance, team, and commercial photography. In addition, she claims, "a passion for landscape work."

She is a member of the Professional Photographers of San Diego County and is a Registered Civil Engineer in both California and Nevada. Lois has a B.S. in Chemistry and a M.S. in Civil/Environmental Engineering from UC Berkeley.



President's Corner 'Image Presentation'

by Sandy Zelasko

With the San Diego County Fair Photography Competition right around the corner, and so many other opportunities to show off your work, this month is a great time to review image presentation. Why image presentation? Because, as a judge I see many images that could benefit from a little elbow work, or at least some extra care to progress to the next level.

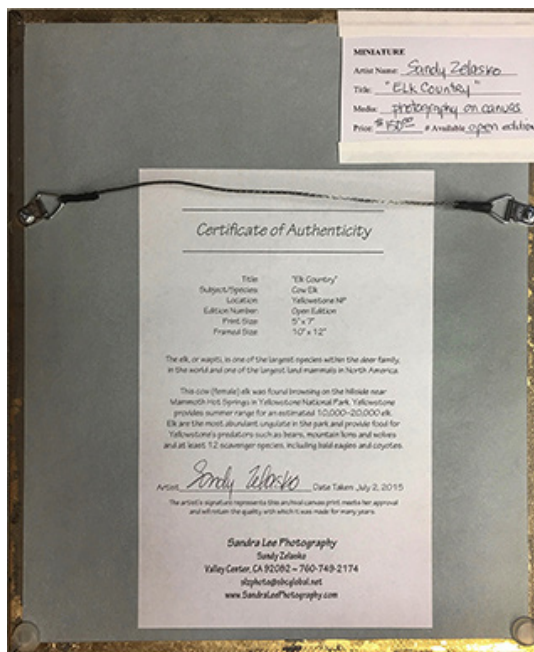
Since the inception of digital cameras, my workflow (at the very minimum) has been to 1st clean dust spots, 2nd add a bit of contrast and 3rd make sure the white balance is correct. Most of you may do this already so you are ahead of the game. Those of you who would like to learn post-processing can find YouTube videos, take a workshop or attend one of Mike McMahon's free classes!

Next, you'll need to take care printing. If you print your own, and know what you are doing, bravo! If you are not sure, hire someone. I do not print any of my work. Learning the art of printing is a whole other ball game and one I don't have time for. I use a trusted online lab and/or local printer with whom I have a working relationship.

What you do with your print now is up to you. If entering it in a competition, read the rules ... carefully. Entries that win a contest are the ones that adhere to the rules. Judges will disregard images with an unnatural colorcast, unprofessional mounting (you know, when the image starts to ripple away from the mount board), the wrong size, and for many more reasons (which could make up another article).



Front



Back

(continued on next page)

MEMBER SHARE is postponed due to our Competition Photos Critique this March. MEMBER SHARE will continue in April with the topic SCALE/PERSPECTIVE.

(continued from page 2)

Here are a few more tips to motivate you in the right direction:

_Prepare in advance, in case something goes wrong. Your print's too dark or light? Order a reprint!

_If mounting, use a professional adhesive NOT Elmer's glue (reference above).

_If matting, purchase a pre-cut mat from a professional. DO NOT cut your own if you don't have the equipment. You can buy them online, from a framer or at your local craft store. Sharp corners count!

_If framing, CLEAN your glass and make sure it is free of lint. DO NOT use an image that has been hanging in your home for years **without thoroughly cleaning it first**. Take it apart and clean the space between the glass and print. Then using backing paper to help keep lint out in the first place.

A professional looking piece will get the judge's attention. And start thinking about our member show now. That will give you plenty of time to prepare and create a stunning entry that you can be proud of. All the best!

Proudly representing NCPS, Sandy

WEEKDAY BUTTERFLY PHOTO SHOOT

Date: Friday, March 16, 2018

Time: 9:00am to 12:00pm

Location: Safari Park, 15500 San Pasqual Valley Rd, Escondido

**THIS
WEEK!**



Dan Nougier

This year the Butterfly Jungle at the Safari Park runs from March 10 thru until April 15. The opportunity to walk among thousands of butterflies is a very popular event. We are going early on a weekday to at least ensure we can get in the door. For more info on the park in general go to their web site: <http://www.sdzsafaripark.org/>. If you do not already have a Park pass, entrance is \$54 plus parking, which is another \$15. To reduce parking costs we will meet at 8:20 at the Park N Ride at the southwest corner of Highway 78 and Broadway in Escondido and car

pool from there. We will regroup in front of the park entrance at 8:45. As an extra incentive to brave the Friday morning traffic, I am offering free passes for the first 2 members to email me that they are going. For any questions contact Dan Nougier at photoshoots@nc-photo.org or cell 619-884-1359.

PHOTO SHOOT FOR APRIL: Bumann Ranch

Date: Sunday, April 8, 2018

Time: 2:00 p.m. to 4:30 p.m.

Location: 3666 Bumann Road, Encinitas



Rescheduled from last month due to rain, we will try again to visit Richard & Twink Bumann at their ranch. This is an original North County homestead with many old buildings and barns just begging to be photographed. We may even be able to talk Richard into firing up the Model T. Remember to bring your tripod for the low light indoors shots. While the ranch is less than seven miles from our meeting location at SD Botanic, it can be a bit tricky to find. Please email me if you would like me to send you a map. If you have more

questions contact Dan Nougier at photoshoots@nc-photo.org or cell 619-884-1359. Rain will cancel.



Student Showcase Judges Needed

By Ed Stalder

Have you ever wondered why photography judges make the choices that they do? Well, now is the time to find out! At our NCPS March meeting you too can join the ranks of judges, jump over the fence and find out what is on the other side.

The San Diego County Fair 'Student Showcase' is looking for a few good people to stick out their neck and help judge the students' photographic work. Judging will take place in the lower grandstand area as always on Sunday, May 20, starting at 8:30 a.m.

The Judges are asked to be there about 7:45 a.m. for a short briefing. Lunch will be served at noon, and we should be done by 3:00 p.m. that day. A sign up list will be available at the next NCPS meeting, Wednesday, March 28 at 6:30 p.m. Approximately 12 walking, talking, breathing Homo sapiens are needed. Your participation will help earn money for our club coffers. So jump on the bandwagon and let's go!

MEMBER SPOTLIGHT

by John Foltz




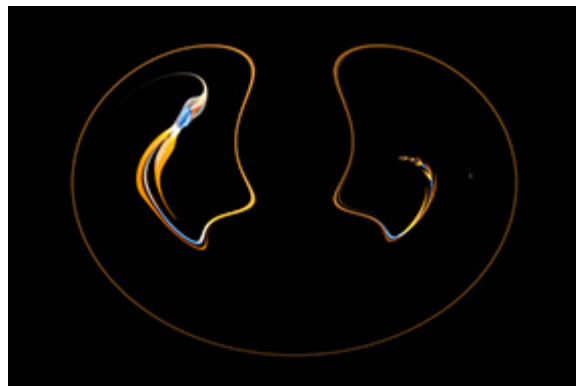
My first camera was a Yashica Twin Lens Reflex. That fact gives you an idea of my age. My parents introduced me to photography. They liked to take pictures of New England churches, which they then developed and printed in the kitchen at night. I've never forgotten the magical feeling of watching the image slowly appear on paper in the developer.

While photography was always part of my life, I went at it more seriously upon the arrival of the digital age and my retirement. A course at the Delaware Art Museum called "How to See in the Digital Age" provided encouragement. My first show displayed images from Point Lobos, CA. At that time I had no thoughts of becoming a California resident.

When I moved to San Marcos, four years ago, I found the NCPS club on the web. Dan Nougier made me aware of the photographic educational opportunities offered by Palomar College. Ever since then I've been enjoying getting the photographic education I never had.

While in Wilmington, DE, I put up three to four shows a year in various coffee shops and took part in a group show at the Delaware Art Museum as well as at ColorWorks.. Since living here I have had two shows at La Costa Coffee Roasting Company, displayed numerous images at the Photo Arts Group in Escondido, and had images in

group shows at the Boehm in San Marcos. My current project is preparing abstract images of flowers.



Sponsor Spotlight Jim Cline Photo Tours



Join a small group photo tour and discover the best photography locations in Cuba, India, Guatemala, Myanmar, Peru, Romania, Mexico, and Southeast Asia. What makes Jim Cline photo tours different is that we have established personal relationships with people in the places that we lead tours. This allows for special access by our group members - something that would be nearly impossible when traveling with other, larger tours.

Explore and photograph with Jim in Cuba, magical Machu Picchu in Peru, Day of the Dead celebrations in Oaxaca, Gray Whale migration to Baja California, or the Mayan World in Guatemala. Join photojournalist Karl Grobl to experience and photograph Cambodia's Angkor Wat, the unspoiled beauty of Myanmar, incredible Vietnam, the serenity of the Philippines, or the amazing spectacle of the Pushkar Camel Fair in Rajasthan, India. Or opt for a trip with one of our other trip leaders to destinations such as Romania, Morocco, Cuba, Colombia or Costa Rica.

Every Jim Cline photo tour is well-planned so our small groups are in the prime photo locations at the optimum times to take advantage of the best photo opportunities, just read some of the heartfelt testimonials on our website!

<http://www.jimclinephototours.com/tours/>



How Did You Get That Shot?

by Robert Conrad



Leaving Moab in the dark at 5:00 a.m., my wife and I ventured out to Utah's dramatic Canyonlands National Park in hopes of capturing a sunrise at the famous Mesa Arch. Traveling on a weekday in late October I assured her that we would see a few tripods out there but that it shouldn't be too crowded. That turned out to be my worst assumption of the year!

Quickly traversing the quarter-mile trail to the arch, we came over the final small hill and saw a scene that stopped me dead in my tracks. There was the arch, barely visible behind a crowd of at least 35 people standing shoulder-to-shoulder across the front of the arch. Oh my god! I felt defeated.

Counting on sheer luck, I paced back and forth across this phalanx of photographers looking for a small opening. A group of young Chinese girls scampered about with cell phones, chattering with one another loudly. When one suddenly got up and left her crouched position I literally dove into her spot, abandoning my tripod, lying on my stomach. I slid forward as close as I dared to the edge of the cliff in order to clear my frame of people, backpacks, water bottles, tripod legs, camera bags, etc.



The Crowd

"What a zoo!," I said to myself. People of all ages, most with cell phones. Cell phones! I felt incredulous. Suddenly I hated social media. But, my conscience soon whispered, "It's a national park, world-renown, and it belongs to everyone, not just you and a few guys with tripods." Yeah. I felt like a scolded child.

In the end, I accomplished a good capture, just what I had hoped for. For you technophiles, I shot camera RAW with a Canon 5D MkIII, using a Canon 17-40mm wide angle zoom. I adjusted the RAW file in Photoshop, and tried a little luminosity masking to control the contrast. (Note to self: Next time, arrive at 4:00 a.m.!)



Later that morning

FACEBOOK IMAGE CRITIQUE

by Dennis Smith

The club is starting an “on request” image critique on our Facebook page. Anyone desiring feedback on a photograph can post it on the Facebook page and ask for ideas, feedback or suggestions on how to improve the image. This process is intended to be used as a learning tool and only genuine constructive comments are welcome. Post an image on the site with “Critique Please” in the comments section. There will be more discussion at the next meeting.



WATT'S DIGITAL IMAGING

"Photoshop, Digital Printing and More..."

PREPARING IMAGES FOR THE SD FAIR EXHIBITION

c/o John Watts

If you plan to enter The San Diego County Fair's 2018 International Exposition of Photography, you may want to take advantage of John Watt's excellent tutoring on how to properly size, finish and prepare your images for presentation both digital and print.

On his website, John has prepared a 'Digital Entry FAQ' page specifically geared toward this year's exposition, including the deadlines for first round and second round entries. If you're not sure what those are, NOW is the time to read up on the rules and begin preparing your work for submission. This year's first round submissions (digital only) are due no later than Friday, April 13. See more at John's website:

[Digital Entry FAQ Page](#)

And, don't miss our March NCPS meeting where the competition curators will explain the rules, answer questions and make suggestions for specific categories and judging trends.

[SD County Fair Exhibition Information](#)

Digital Photo Classes

Mike McMahon continues his series of **FREE** digital photo classes

Carlsbad Senior Center

799 Pine Ave., Carlsbad, CA 92008

760-602-4650 www.mikemctechguy.com

March 2018 Digital Photo & Tech Classes

Photoshop Elements - Guided Edits - Wednesday, March 21 / 10:00 - 11:15 a.m. / ACT

We will use the Guided Editor in PSE to create exciting special-effect photos. We'll cut/paste faces to compose a perfect group portrait and apply a professional depth-of-field effect to a photo for added emphasis on the subject. Our instructor, Mike McMahon, will also cover some new Guided Edits that you are sure to enjoy. The last 15 minutes of class will be devoted to your questions. Please bring note-taking material.

Apple's Photo App - Editing - Wednesday, March 21 / 1:00 - 2:15 p.m. / ACT *NEW*

Apple iPad and iPhone users can enjoy the Photos App to organize and edit photos. Our instructor, Mike McMahon, will demonstrate the editing features of the Photos App. You'll be amazed at your options for sophisticated edits...all on your iPhone or iPad. The last 15 minutes of class will be devoted to your questions. Seating is limited. Please bring note-taking material.

Photo Books Made Easy - Wednesday, March 28 / 10:00 - 11:15 a.m. / ACT

It is now fairly easy to display your photos in a beautiful photo book and to do so at a very reasonable cost. Our instructor, Mike McMahon, will present a live demonstration of creating a photo book. See samples of photo books and learn how to start your own photo book project. The last 15 minutes will be devoted your questions. Seating is limited. Please bring note-taking material.

Snapseed - Mobile Photo Editing - Wednesday, March 28 / 1:00 - 2:15 p.m. / ACT *NEW*

Snapseed is a free photo editing app from Google that runs on both Apple and Android mobile devices. Our instructor, Mike McMahon, will demonstrate some of the very impressive features of the app. You'll be amazed at your ability to perform a wide variety of edits and creative effects. Adding text to a photo will also be covered. The last 15 minutes of class will be devoted to your questions. Seating is limited. Bring note-taking material.

Carlsbad Dove Library Classes

All classes in the Exploration HUB are free. For ages 13 and up.

Intermediate Photoshop Elements – All About Layers

Tuesdays, March 20 & 27, 2018 - Time: 10:00 – 11:30 a.m.

Layers are the building blocks of composites and other interesting images. They are also used for non-destructive photo editing. Come learn all about layers. Please bring note-taking materials and prepare to have fun!

These classes provide each student with their own computer running PSE version 14. The format is lecture plus lab practice. Students may bring photos on USB flash drives or use the sample photos provided. Classes are free and last 90 minutes. Space is limited. Registration and a Carlsbad library card are required (SD County Library cards won't do). Call 760-602-2038 for information and registration.

Please thank our sponsors for supporting the annual Member Show.

Stop by their business and tell them you're an NCPS member!

GOLD SPONSORS

George's Camera

7475 Clairemont Mesa Blvd.

San Diego, CA 92111

619-297-3544

and

3837 30th Street

San Diego, CA 92104

858-633-1510

www.georgescamera.com

Nelson Photo

3625 Midway Dr., Suite J

San Diego, CA 92110

619-234-6621

www.nelsonphotosupplies.com

SILVER SPONSORS

Abe Ordover

Cardiff, CA 92007

(858) 334-3699

www.ordovergallery.com

Kurt's Camera Repair

7403 Princess View Drive

San Diego, CA 92120

(619) 286-1810

www.kurtscamerarepair.com

Printing Solutions

431 N. Hale Ave.

Escondido, CA 92029

(760) 741-9899

www.printing-solutions.biz

Encinitas Photo Center

967 Highway 101 #107B

Encinitas, CA 92024

(760) 436-0562

www.encinitasphoto.com

Michael Seewald Galleries

1555 Camino Del Mar, Suite 312

Del Mar, CA 92014

(858) 793-3444

www.seewald.com

Sandra Lee Photography

Valley Center, CA 92082

(760) 749-2174

www.sandraleephotography.com

Jim Cline Photo Tours

11387 Ocean Ridge Way

San Diego, CA 92130

(858) 350-1314

www.jimcline.com

PC Photo & Imaging

113 N. El Camino Real #B

Encinitas, CA 92024

(760) 632-1790

www.pc-photo.net

Wayne Richard Photography

8838 La Cartera Street

San Diego, CA 92129

(858) 248-5179

www.wayne-photo.com

March Meeting

Wednesday, March 28 @ 6:30 p.m.

San Diego Botanic Garden (*formerly Quail Gardens*)

230 Quail Gardens Drive, Encinitas, CA 92024

Meet in the Ecke Building Meeting Room

Enter at the Front Gate - Exit at the Rear Gate Only

The Front Gate is Locked at 7:00 p.m.

6:00 p.m. - Front Gate Opens

6:30 p.m. - Announcements & Greetings

6:45 p.m. - Competition Photo critique, Part 1

7:45 p.m. - Break & Refreshments

8:00 p.m. - Competition Photo critique, Part 2

First-time guests Free

Returning guests \$3.00

Annual Membership \$30 (Household \$35)

Contact Information

President:	Sandy Zelasko president@nc-photo.org
Vice-President:	Ted Whirledge vicepresident@nc-photo.org
Treasurer:	Nancy Jennings treasurer@nc-photo.org
Secretary:	Nancy Telford secretary@nc-photo.org
SD Fair Liaison:	Ed Stalder sdfairliaison@nc-photo.org
Hospitality:	Kathleen Coogan hospitality@nc-photo.org
Historian:	Sing Baker historian@nc-photo.org
Membership:	Nancy Jennings membersh ip@nc-photo.org
Member Show:	Andrew Szikla membershow@nc-photo.org
Newsletter:	Robert Conrad newsletter@nc-photo.org
Photo Shoots:	Dan Nougier photoshoots@nc-photo.org
Projectionist:	John Foltz projectionist@nc-photo.org
Programs:	Jennifer Wolf programs@nc-photo.org
PSA:	Diane Peck psa@nc-photo.org
Reception:	Nancy Jennings reception@nc-photo.org
Reception:	Nancy Telford reception@nc-photo.org
Sponsors:	Jack Jacobs sponsors@nc-photo.org
Web Site:	Fred Heinzmann website@nc-photo.org
Facebook:	Dennis Smith facebook@nc-photo.org

**Please put NCPS in the subject line of all correspondence.*

Did You Know?

Did you know that members may submit small personal announcements of their shows or events for inclusion on the club's website and this newsletter? Just send an email to webmaster@nc-photo.org and to newsletter@nc-photo.org with the details.

Do You Have Camera Equipment to Sell?

Bring your item(s) to a regular NCPS meeting and place them on one of the side tables with your name and the price. Too big to carry? Bring a photo!



The Digital Art Guild and The PhotoArts Group Present

Cross-Pollination 2018

March 2 to March 28, 2018
Reception Thursday, March 15, 2-4 p.m.
Poway Center for the Performing Arts
15498 Espola Rd, Poway, CA 92064 1-858-668-4693
 Tuesday - Friday 9 a.m. - 5 p.m. / Saturday 10 a.m. - 3 p.m.

cross-pollination2018.blogspot.com